

# Protecting People and the Planet

Putting people at the heart of city climate action

October 2022



# About CDP

CDP is a global non-profit that runs the world's environmental disclosure system for companies, investors, public authorities, cities, states and regions. Over 14,000 organizations around the world disclosed data through CDP in 2021, including more than 13,000 companies worth over 64% of global market capitalization, and over 1,200 cities, states and regions. Fully [TCFD](#) aligned, CDP holds the largest environmental database in the world, and CDP scores are widely used to drive investment and procurement decisions towards a zero carbon, sustainable and resilient economy. Visit [cdp.net](https://www.cdp.net) or follow us [@CDP](#) to find out more.

This report was created using the data reported to CDP by cities through CDP-ICLEI Track in 2022. 998 cities reported by 16th August 2022, and the information in this report is based on those responses. Our open-source cities, states and regions datasets can be downloaded for free from our [Open Data Portal](#).

For more information about annual disclosure, please visit the [Cities](#) page on our website.



# Contents

- 04 Foreword**
- 05 Key findings**
- 07 Planet: How people in cities are impacted by climate change**
- 12 People: Putting people at the center of climate action**
- 18 Case Studies**
- 25 Calls to action**

## **Important Notice**

This report may be used by anyone provided that acknowledgment is given to CDP. This does not represent a license to repackage or resell any of its contents without the express permission of CDP and ICLEI.

CDP has prepared the data and analysis in this report based on responses to the Cities 2022 Questionnaire.

All information and views expressed herein by CDP are based on their judgment at the time of this report and are subject to change without notice. Guest commentaries, where included in this report, reflect the views of their respective authors; their inclusion is not an endorsement of them.

The reference to a "city" in the report applies to any entity that submitted data through the Cities 2022 Questionnaire on CDP-ICLEI Track. The analysis contains data from cities or, in some instances, groups of cities at different administrative levels that reported in 2022. This includes metropolitan areas, combined authorities, and some regional councils.

'CDP' refers to CDP Worldwide, a registered charity number 1122330 and a company limited by guarantee, registered in England number 05013650.

© 2022 CDP Worldwide. All rights reserved.

# Foreword

**2022 has shown the devastating impact climate change has on people. By putting people at the heart of climate action, cities can become healthier, more thriving and inclusive places for their inhabitants.**

Barely a day has gone by this year when you will have turned on the news, opened a paper or listened to a podcast and not been confronted by truly shocking scenes of destruction and devastation wrought by the scourge of climate change. Scenes for which the words 'unprecedented', 'worst ever' or 'first time in history' do little to convey the full impact of rising temperatures and ever-increasing greenhouse gas emissions.

Take the ravaging summer wildfires in Europe and the deadly spring heatwave in India that hit almost 50°C. Look at the worst floods in living memory in Australia and Pakistan and catastrophic deluges in South Africa. Or think of one of the deadliest landslides in Brazilian history and the nine climate disasters in the US this year that have already led to losses of \$9 billion<sup>1</sup>. One thing is clear — the overwhelming scale of the world's greatest problem grows ever larger.

Based on the evidence reported to CDP and ICLEI, we can see that the world's cities find themselves on the front line of climate change. They are home to more than half the world's population, people who are feeling the real and growing effect of a warming planet on their lives. To pick one example, our report shows that almost one third of responding cities are exposed to significant climate hazards that threaten at least 70% of their population.

Complicated climate metrics and intricate policy debates on a sustainable future can often seem far removed from people's everyday lives. For those of us working in the sustainability sector, we must not forget that **people** lie at the heart of the need to stick to a 1.5°C global temperature rise — and the need not just to protect their lives and livelihoods, but also to enhance them.

In this report, we show that cities that focus on people in their climate action — considering their needs, especially vulnerable groups, and placing them at the center of their assessment, target-setting, planning and implementation — not only make progress on the road to 1.5°C, but

unlock a host of other benefits, from better public health and more jobs to deeper social inclusion. These benefits make cities healthier, happier and more inclusive places to live, work and invest in, as the latest IPCC report makes clear<sup>2</sup>. Not all cities are able to take a people-centered approach though, so a shift in the approach to tackling climate change, combined with increased support and investment, is needed.

The extent of future warming depends on how the world acts now to reduce emissions — we must stop pumping out greenhouse gases in order to slow warming. An effective way of achieving the commitments made at COP26 in Glasgow in 2021 is for cities to look more closely at how people are connected to climate action. Cities often lead the way on climate action by reporting environmental data, setting science-based targets and taking tangible and effective action. With people at the front and center of policies, that action will reap even more benefits and create a more sustainable future for people and the planet. We thank all the cities who are working so hard to deliver meaningful climate action, and look forward to supporting you in the years ahead.



**Maia Kutner**  
Interim Global Director,  
Cities, States and  
Regions, CDP



**Maryke van Staden**  
Director of carbonn  
Climate Center at ICLEI  
– Local Governments  
for Sustainability

1. National Centers for Environmental Information

2. Intergovernmental Panel on Climate Change, Sixth Assessment Report (Summary for Policymakers), 2022

# Key findings

Based on the responses of 998 cities to CDP-ICLEI Track in 2022



**Four out of five cities (80%)** report facing significant climate hazards, such as:

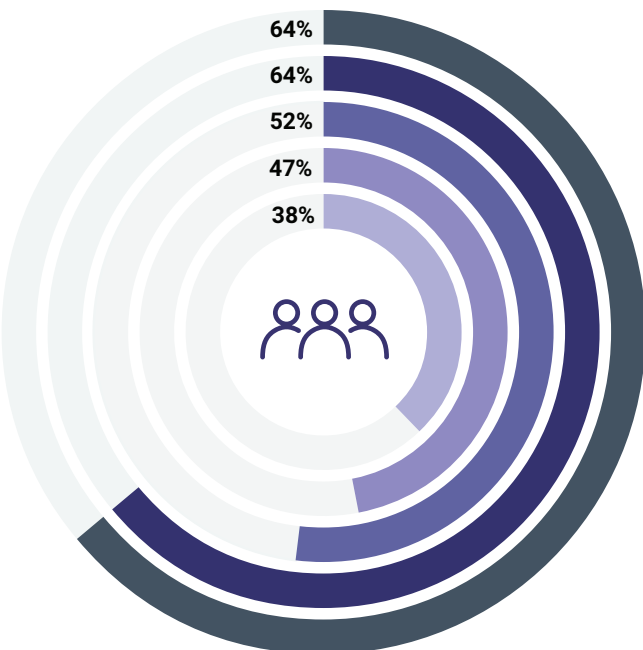
**Extreme heat (46%), heavy rainfall (36%), drought (35%), flooding (33%)**



**Almost one in three cities (28%)** are facing significant climate hazards that threaten at least **70% of their population**

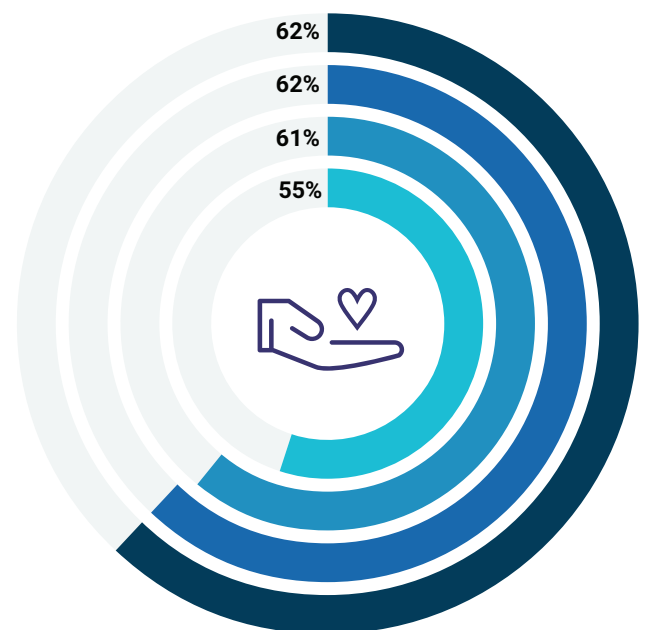
**A quarter of cities (25%)** are facing a high-risk hazard – such as extreme heat – that is expected to **increase in intensity and frequency by 2025**

## Cities have identified vulnerable groups exposed to climate hazards:



- ▾ Elderly
- ▾ Low-income households
- ▾ Children and youth
- ▾ Marginalized and minority communities
- ▾ Vulnerable health groups

## Cities are identifying co-benefits from taking climate action:



- ▾ Public health benefits (eg improved air quality)
- ▾ Social benefits (eg enhanced social inclusion, equality and justice)
- ▾ Economic benefits (eg job creation)
- ▾ Environmental benefits (eg improved biodiversity)



**63% of all cities** are taking at least one people-centered climate action, where people are considered at assessment, target-setting, planning or implementation stages



**Cities taking people-centered climate actions identified seven times as many co-benefits** from climate actions as other cities (eg better protection for vulnerable people, better water quality)

### What is people-centered climate action?

Climate action focused on people examines and considers their needs as a central part of the assessment, target-setting, planning and implementation stages of action. It unlocks social, economic, and environmental benefits, enhances equity and inclusion and ensures a just transition to a low-carbon economy.

International organizations from the [World Resources Institute](#) to the [UN Office for Disaster Risk Reduction](#) and [UN Framework Convention on Climate Change](#) have appraised the term, pinpointing its key aspects.

People-centered climate action:

- ▼ Identifies vulnerable populations most in need of support;
- ▼ Analyzes local experiences and the needs and capacities of different communities;
- ▼ Engages with people in a transparent and deliberative process;
- ▼ Gives agency to socially and economically marginalized groups; and
- ▼ Uses lessons learned by those facing climate risks to deliver just adaptation strategies which unlock social and economic benefits.

See page 15 for the definition of people-centered climate action that CDP devised for this report.

# Planet

How people in cities  
are impacted by  
climate change



1

# Cities – and people living in them – are on the front line of climate change

**The need for cities to take bold, tangible and effective climate action to limit warming to a 1.5°C temperature rise has never been more urgent.**

As the backdrop to so many people's lives – the places where we live, work and build communities – and as hubs of innovation, creativity and economic activity, into which investment is poured and capital centered, cities are the critical piece of the puzzle to tackling climate change.

That is because cities are responsible for 70% of global greenhouse gas emissions<sup>3</sup>, despite covering just 3% of the earth's surface, and because one in every two people on the planet (55% of the world's population) currently lives in a city – a figure that is expected to rise to 68% by 2050<sup>4</sup>.

However, the richest 10% of the world's population are responsible for over 50% of cumulative emissions, with the poorest 50% of the population only responsible for 7% of emissions<sup>5</sup>. While cities are making a significant impact in reducing global emissions, social inequality must also be reduced through climate action, as vulnerable populations are the most impacted by climate change.



70%

**of global greenhouse gas emissions are caused by cities**

3. United Nations Habitat, Cities and Climate Change: Global Report on Human Settlements

4. United Nations Department of Social and Economic Affairs, 2018 Revision of World Urbanization Prospects

5. Oxfam, Confronting Carbon Inequality (2021)



# The wellbeing of people living in cities is directly threatened by climate change

In 2022, four in five cities report facing significant climate hazards, such as:



**46%** Extreme heat



**36%** Heavy rainfall



**35%** Drought



**33%** Urban flooding

The range and severity of the impacts of climate change is rising sharply. The data reported by 998 cities to CDP-ICLEI Track in 2022<sup>6</sup> shows the extent of the vulnerabilities cities are currently confronting. Building on the data in our [Cities on the Route to 2030](#) report, four in five cities (80%) now report facing significant climate hazards in 2022, such as extreme heat (46%), heavy rainfall (36%), drought (35%) and urban flooding (33%). At the same time, almost two thirds of cities (64%) are already experiencing significant impacts from climate hazards.

This has a very sizeable effect on the inhabitants of the world's cities, with nearly a third of cities (28%) reporting being exposed to significant climate hazards that threaten at least 70% of their population. As 2022 has already shown, those threats are numerous, from loss of life and the destruction of property to damage to infrastructure and the loss of livelihoods. The impacts of these climate hazards won't be felt equally either, with vulnerable and marginalized groups most at risk. Between 2010 and 2020, deaths from floods, droughts and storms was 15 times higher in highly vulnerable regions, compared to regions with very low vulnerability<sup>7</sup>.

Despite the action already being taken by cities across the globe (see case studies map), the intensity and frequency of climate hazards is also on the rise. More than three fifths of cities (62%) are facing climate hazards which they expect to be more intense in the future, while over half (52%) expect such hazards to increase in frequency. Moreover, a quarter of cities (25%) are facing a high risk hazard, such as extreme heat, that is expected to increase in intensity and frequency by 2025.

# 62%

**of cities are facing climate hazards which they expect to be more intense in the future**

6. As of 16th August 2022

7. Intergovernmental Panel on Climate Change, Sixth Assessment Report (Summary for Policymakers) (2022)

# Health, economies and resources hit by climate change

As the scale of the climate crisis grows, so does the risk to people. People living in cities are at risk from the impacts of climate change, especially those in more vulnerable groups. More than three quarters of cities (77%) have already identified those most exposed to climate hazards – the elderly (64% of cities), low-income households (64%), children (52%), marginalized and minority communities (47%) and vulnerable health groups (38%). For example, people with disabilities are more likely to be impacted by disasters, as preparedness programs and early warning systems are often inaccessible, and not provided in sign language or audio messages<sup>8</sup>. By knowing which groups will be most impacted, cities can ensure solutions are developed to better support those communities.

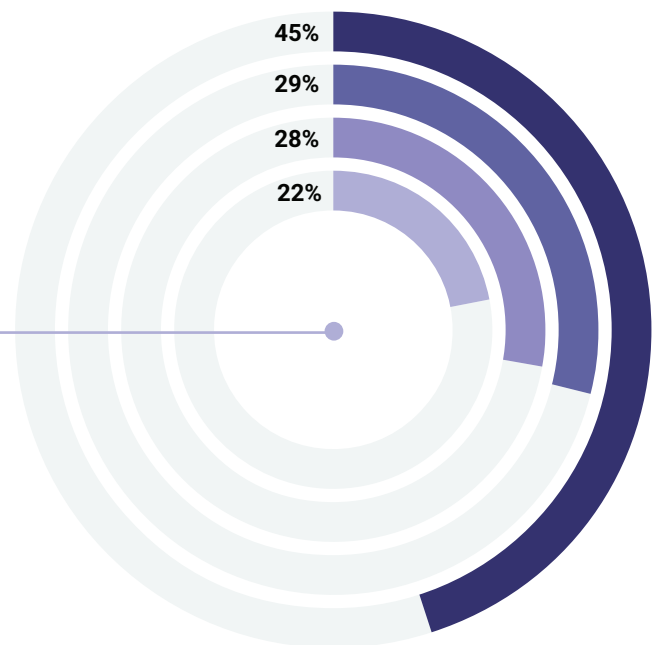
Close to two thirds of cities (62%) say climate hazards are also resulting in serious health issues<sup>9</sup>, with heat-related illnesses (45% of cities), respiratory disease (29%), vector-borne disease and infection (28%), and direct physical injuries and deaths due to extreme weather events (22%) among the most significant.



# 62%

say climate hazards are also resulting in health issues


- Heat-related illnesses
- Respiratory disease
- Vector-borne disease and infection
- Direct physical injuries and deaths due to extreme weather events



8. United Nations High Commissioner for Refugees, Disability, Displacement and Climate Change (2021)

9. In collaboration with the World Health Organization, CDP developed six city snapshots of climate change hazards and the related health risks. The Urban Health Profiles cover Accra (Ghana), Glasgow (United Kingdom), Indianapolis and Washington, D.C. (United States of America), Kisumu County (Kenya) and Quito (Ecuador).

Meanwhile, the risk to people's livelihoods – their economic situation, job security and access to resources – is also increasing with the threat the warming planet poses to economies and societies the world over. In 2022, almost three in four cities (72%) identified critical resources at risk from climate hazards, such as water supply (46% of cities), agriculture (43%), sewerage and waste management (41%), transportation (33%) and electricity and gas (32%).



Credit: Kompas/Hendra A Setyawan / World Meteorological Organization

# People

Putting people at the center of climate action



診療時間	月	火	水	木	金	土
午前	○	○	○	/	○	○
午後	○	○	○	/	○	○
午後	○	○	○	/	○	○
午後	○	○	○	/	○	○

伏診日・木曜・日曜・祝祭日

2

**When a city places people at the center of its climate action, it sees more benefits.**

Adapting to the ever-growing effects of climate change, mitigating its impact and protecting the people, infrastructure and economies that make a city function must be a top priority for any municipal administration. They can also address social inequality at the same time, by making their climate action equitable. With up to an estimated additional 132 million people being pushed into extreme poverty by 2030 because of climate change<sup>10</sup>, focusing on people in the response to the problem will lead to policy that is fit for purpose. Indeed, the latest IPCC report says, 'climate change mitigation action designed and conducted in the context of sustainable development, equity, and poverty eradication, and rooted in the development aspirations of the societies within which they take place, will be more acceptable, durable and effective'<sup>11</sup>.

10. World Bank, Revised Estimates of the Impact of Climate Change on Extreme Poverty by 2030 (2020)

11. Intergovernmental Panel on Climate Change, Sixth Assessment Report (Summary for Policymakers) (2022)



# What are cities doing to tackle climate change?

## 65%

of cities are taking emissions reduction actions

## 61%

of cities are taking adaptation actions

## 55%

of cities have conducted a climate risk and vulnerability assessment

## 46%

of cities have set a city-wide emissions reduction target

**The impacts of the heatwaves, floods and extreme weather events cities suffer are exacerbated by the concentration of people living and working in them. There have, unfortunately, already been too many examples of this in 2022, from the extreme summer heat seen across cities in Europe to the worst floods in Pakistan's history and the mass destruction caused by a landslide in Petrópolis in Brazil, all causing many deaths.**

However, cities also lie at the center of the solutions, through tangible, meaningful and effective climate action. The first step to acting is measuring the problem, which is done through reporting environmental data, such as through CDP-ICLEI Track. Nearly three in five reporting cities (55%) have also conducted a climate risk and vulnerability assessment (CRVA), while 61% have an emissions inventory. This is key to helping cities take action centered on their inhabitants, as cities with detailed CRVAs have identified the people most at risk. They can therefore direct policy measures to ensure the price of action is not borne by those least able to do so, such as low-income or marginalized communities.

Setting emissions reductions targets and developing plans to adapt to climate change is the next key step in a city's climate action journey. Close to half of cities (46%) have set a city-wide emissions reduction target, while 52% have a plan that addresses mitigation and 45% have a plan that addresses adaptation. Moving to implementation, more than three in five cities (61%) are taking adaptation actions, while close to two thirds (65%) are taking emissions reduction actions.

Separate to reducing emissions and building resilience, cities identify important additional benefits (co-benefits) from taking climate action<sup>12</sup>:

- ▼ Close to two thirds of cities (62%) reported public health benefits, such as reduced disaster, disease and contamination-related health impacts (49% of cities), improved air quality (41%) and improved mental wellbeing (33%).
- ▼ More than three in five cities identified social (62%) and economic (61%) benefits, such as reduced costs (45% of cities), job creation (41%), better energy security (39%), increased social inclusion (36%) and better security and protection for poor and vulnerable populations (36%).
- ▼ Over half of cities (55%) saw additional environmental benefits, such as protected biodiversity and ecosystem services (the direct and indirect effects ecosystems have on wellbeing and quality of life) (38% of cities) and more green space (33%).

12. For further information, see *The Co-Benefits of Climate Action: Accelerating City-level Ambition*, CDP (2020)

# What does people-centered climate action look like?

Climate action centered on people examines and considers their needs as a central part of the assessment, target-setting, planning and implementation stages of action. It identifies vulnerable populations most in need of support, analyzes local experiences and the needs of different communities, and engages with them to learn lessons from those facing climate risks and to deliver just adaptation strategies which unlock social and economic benefits. This also has the further benefit of making a city a more attractive place to live, work and invest in.

**For this report, cities taking people-centered climate actions are defined as those doing one or more of the following to address climate change, as reported through CDP-ICLEI Track:**

- ▶ Considering vulnerable populations, water security and/or nature in their climate risk and vulnerability assessment (CRVA);
- ▶ Having an adaptation goal or target that addresses energy poverty/access, transport, waste, water, AFOLU (agriculture, forestry and other land use), food and/or air quality;
- ▶ Having a climate action plan that addresses energy access and/or poverty; and
- ▶ Engaging civil society (citizens, vulnerable groups, NGOs etc) in climate action planning.

63% of cities reporting through CDP-ICLEI Track in 2022 are taking people-centered climate actions, based on our definition.

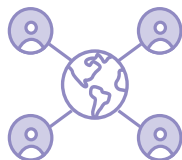
For example, nearly two fifths of cities (39%) consider vulnerable populations in their CRVA, while a third (33%) take water security into account, and almost half (45%) are engaging civil society (eg charities, NGOs, citizens groups etc) in their climate action planning (see **Chicago case study**).



It is important to recognize that not all cities are able to easily take people-centered climate actions though, both in the Global South and North. From lack of resources to historical legacies that have in-built inequalities and negative circumstances<sup>13</sup>, there are obstacles to doing so for many cities the world over. For example, ethnic minority communities are more likely to experience pre-existing health conditions and poor living conditions than ethnic majority communities. A lack of power and representation in political and economic systems also makes it difficult for these communities to build climate resilience, and to prepare and respond to extreme events that occur due to climate change<sup>14</sup>. So, it is vital that people are now placed at the center of action implementation, to lead to a better planet for all (see **Athens case study**).

# 63%

**of cities reporting through CDP-ICLEI Track in 2022 are taking people-centered climate actions**



13. BBC, A Fair Climate, Who will pay for the damage caused by climate change? (2021)  
14. Forbes, How Communities of Color are hurt most by Climate Change (2021)

# Advantages of people-centered climate action

**Almost every city taking climate actions centered on people (95%) identified co-benefits from their climate efforts, significantly higher than the global average of cities (74%). These cities also identified seven times as many co-benefits as other cities.**

Our data shows:

- ▼ **85%** of cities taking people-centered climate actions reported public health benefits – including better air quality, physical and mental health – deriving from climate action (**see Hermosillo case study**).
- ▼ **85%** of such cities identified social benefits – such as increased food and water security and better protection for vulnerable populations - resulting from climate action (**see Goyang City case study**).
- ▼ **84%** of such cities saw economic benefits – from reduced costs to greater business innovation and improved productivity – coming from climate action. Moreover, cities taking people-centered climate actions are 5 times more likely to realize job creation as a co-benefit of climate action (**see Dar es Salaam case study**).
- ▼ **75%** of such cities reported environmental benefits - such as more green space in the city or improved water and soil quality - resulting from climate action (**see Auckland case study**).

**Cities taking a people-centered approach to climate change are also taking**


**50%**

**more climate actions than the average city**



# Supporting factors for cities taking climate action

Cities taking a people-centered approach to climate action identify a number of factors which support their ability to adapt to climate change:



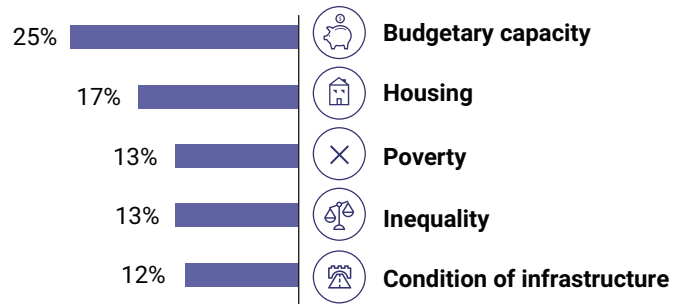
This demonstrates that actively bringing people into decision-making processes, through engagement and education, and making them part of the conversation on a city's response to climate change, can help ensure they will be at the heart of any action taken.

Increased support from national governments is another key pillar that is necessary for cities to take a central step in their climate action, namely meeting their emissions reduction targets. For example, one in five cities say their target is conditional on:

- ▶ The decarbonization of the electricity grid that is outside the direct control of a city's administration (20% of cities);
- ▶ Mitigation in emissions sources that are controlled by a private entity outside of direct control of a city's administration (20% of cities);
- ▶ The provision of national funding for infrastructure (renewable energy generation, energy efficiency measures etc) (20% of cities); and
- ▶ The complete implementation of legislation, regulation and/or policy set by a higher level of government (19% of cities).

Cities taking a people-centered approach to climate change are also taking 50% more climate action than the average city.

Nevertheless, all cities are facing barriers to deepening their climate action. 57% of cities cited factors that challenge their ability to adapt to climate change, with the most common being:



**To tackle these barriers, it is important to understand how these issues are intrinsically connected. While this makes tackling these issues more complicated, it also opens up new opportunities to take equitable and inclusive action that not only will benefit people, but also the planet.**

# Case Studies



3

For the full list of cities reporting their environmental data through CDP-ICLEI Track in 2022, please visit CDP's [Open Data Portal](#).



## Chicago, USA

### Planning climate action with the community

Whilst developing its Climate Action Plan (CAP), the city of Chicago engaged with over 2,100 residents in almost all of its 77 community areas. It created a survey covering the CAP's four goals – 100% renewable energy, increase household savings, advancing environmental justice, and improving community health – with respondents ranking the level of importance of potential approaches and outcomes in achieving these goals. A further survey was developed to hear how Chicagoans valued 10 significant climate outcomes. Having \$100 to spend on these 10 climate outcomes, respondents were tasked with funding the outcomes that would most improve their quality of life.

The results prioritized better air quality and reduced pollution, and better access to affordable and reliable renewable energy. The survey responses directly influenced the selection of 2022 CAP actions by prioritizing initiatives with the greatest community benefits. The city has also launched an Environmental Equity Working Group (EEWG), which convenes local environmental justice and frontline groups to influence policy development and planning. The EEWG has been a crucial part of the development of the CAP, providing an environmental justice and local impact lens to the planning process.

# North America



Lincoln Park, Chicago, USA




## Hermosillo, Mexico

### Protecting public health

'In touch with your health' is a programme designed to improve the quality of life for inhabitants of the city of Hermosillo. Its activities include the prevention, detection and treatment of disease and training in hygiene, healthy nutrition and waste management and recycling. The programme's main focus is on poor neighbourhoods, which are among the most vulnerable to climate change and the impacts of pollution, soil erosion, flooding and heat.

With tree planting being one of the most effective ways to reduce atmospheric carbon dioxide, participants are given endemic trees to plant at home, with 1,200 trees having already been delivered. The city also delivers inorganic waste to aid people in extreme poverty (400 families), who then sell it to the recycling companies.

# Latin America



## Athens, Greece


### Empowering people to take climate action

The Greek capital is improving the resilience of its green infrastructure through public engagement. The city's inhabitants can adopt newly planted urban trees and water them, especially during the summer (a drought period for the Mediterranean climate). Every year, the city of Athens plants approximately 600 new trees, which need watering 3 to 4 times per week, so that they survive the summer weather. The high temperatures and fire protection measures mean that Athens loses 10%-40% of its newly planted trees during this period.

Through the 'Adopt a Tree' project on 'novoville' (an app for smart phones and also a platform through which people can communicate easily with the municipality), approximately 300 newly planted trees are placed for adoption each year. This project started as a pilot in 2019, and the city won a golden award for this climate change action in the prestigious Best City Awards in 2021.



# Europe




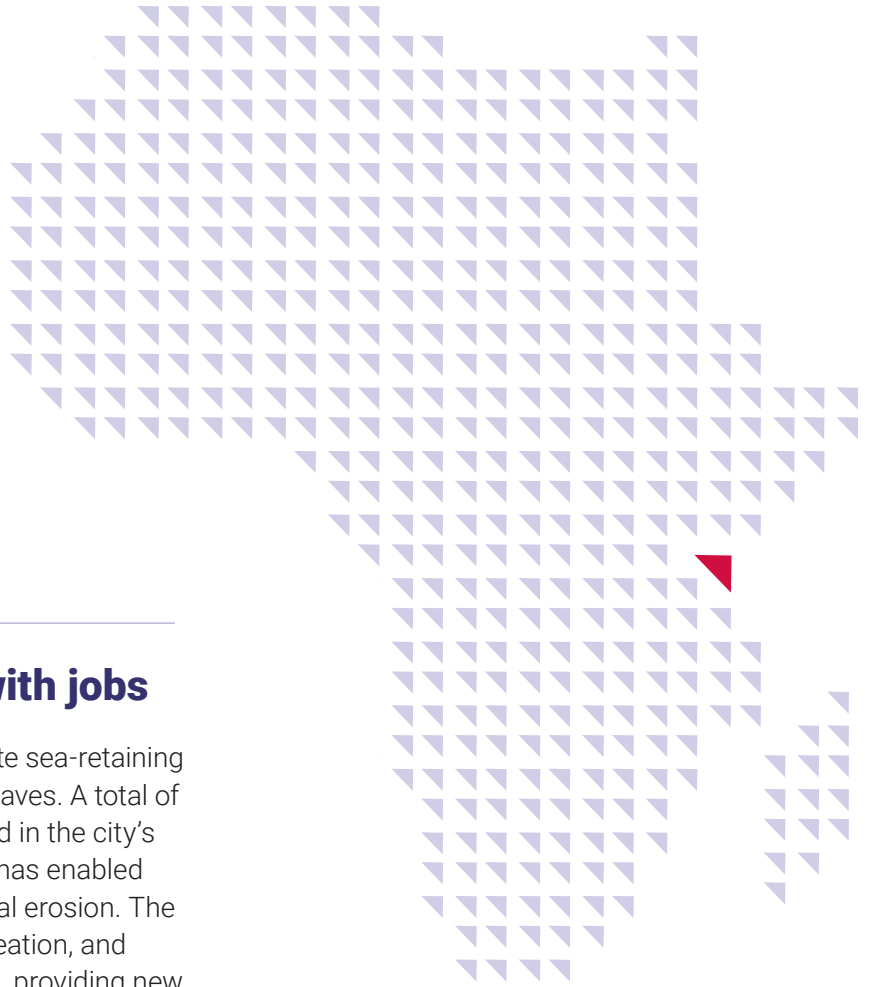
Athens, Greece



## Dar es Salaam, Tanzania

### Creating healthy spaces with jobs

Dar es Salaam has constructed a concrete sea-retaining wall to prevent beach erosion from sea waves. A total of 1,180 meters of sea wall were constructed in the city's efforts to adapt to climate change and it has enabled the beach to recover, with no more coastal erosion. The city's residents now use the area for recreation, and small businesses have been founded in it, providing new sources of income for young people and women. The wall has added to the beautification of the area, and new trees will add to the green environment of the city. From the mitigation aspect, the presence of a beautiful beach that is easily accessible from the city center now allows city residents to spend their time in a naturally breezy area, thus reducing their use of air conditioning at home.



Dar es Salaam, Tanzania



## Goyang City, South Korea

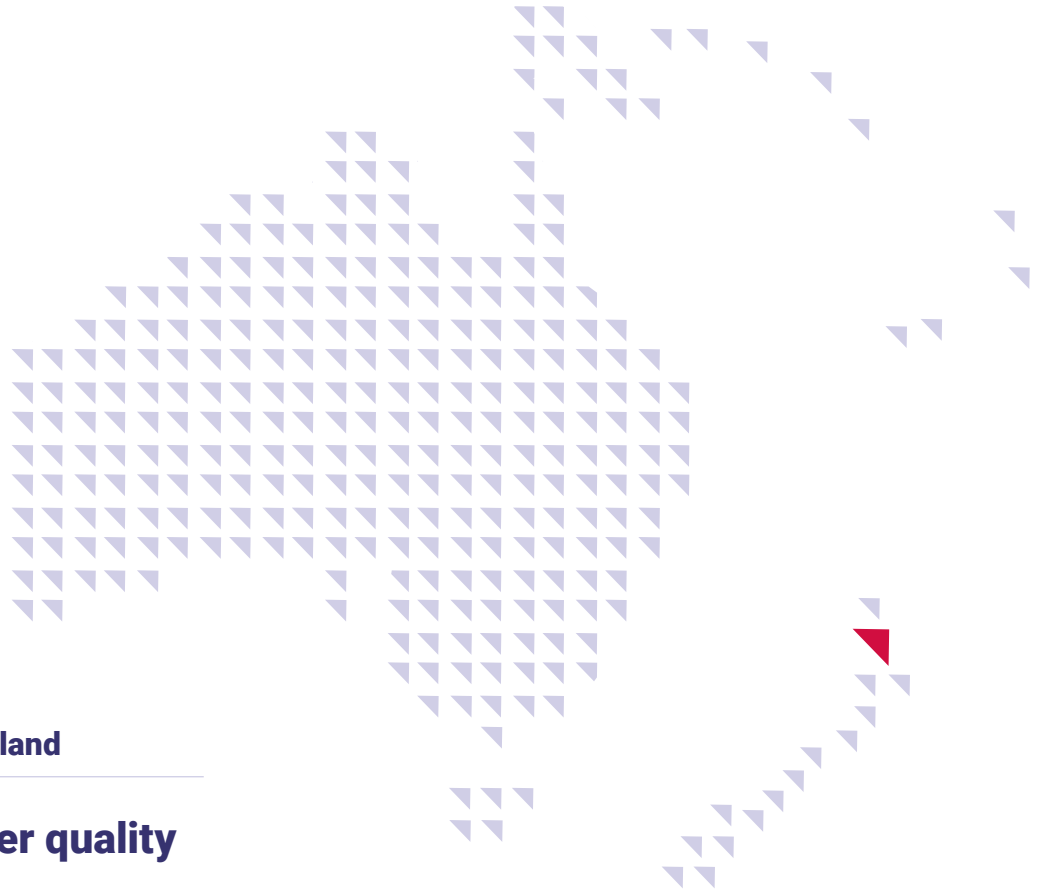
### Protecting vulnerable groups

Goyang City has put several measures in place to manage the effect of heatwaves on vulnerable groups. About 12,000 vulnerable people, such as the disabled and the elderly living alone, use smart devices to check real-time safety. 731 elderly households in the vulnerable class have installed emergency safety equipment that can quickly respond to emergency situations. In addition, 145 households have been provided with equipment which detects changes in temperature, humidity, and illumination.

The city has installed a 'Cooling Clean Road' in front of Hwajeong Station, with water sprinklers to cool the road during a heatwave, and built 49 outdoor fountains. It has designated 161 indoor and 28 outdoor shelters to provide respite from the sweltering heat, including around the Senior Citizens' Center and the Goyang Women's Startup Support Center (added this year). The city has also installed a 100 meter-long shade canopy, allowing people to move more comfortably and conveniently, and 615 outdoor shade screens in the form of parasols installed at major intersections and pedestrian paths.



Credit: BJ Warnick / Alamy




## Auckland, New Zealand

### Improving water quality

Te Whakaoranga o Te Puhinui is a regeneration programme focused on the ancient stream of Te Puhinui in Auckland. Poor water quality, litter, industrial run-off and outdated engineering have plagued the modern history of the stream, which has a rich geological, ecological and human history, and its fragile ecosystem. Led by Eke Panuku, a wide range of partners, including Te Waiohua iwi (Ngāti Te Ata, Ngāti Tamaoho and Te Ākitai Waiohua), Kāinga Ora, local boards and Auckland Council, sought to work with the community to create a strategy to ensure their investment in the catchment was strategically aligned, holistic and would create transformational change for the wellbeing of the people, place, and nature of Te Puhinui.

The Puhinui Regeneration Strategy is ratified through Te Whakaoranga o Te Puhinui Charter – a potential world-first agreement and acknowledgement of the collaboration and mutual respect between all signatories – and addresses climate change through a range of areas whilst demonstrating the benefit of working in partnership with indigenous people to respond to its challenges.

Te Puhinui Stream, Auckland, New Zealand





# Calls to Action



4

## CDP's analysis shows that cities need to identify who to collaborate with and to put people at the heart of their climate action, from assessment to implementation.

Our previous reports, [Cities on the Route to 2030](#) and [Working Together to Beat the Climate Crisis](#) outlined actions cities must take to accelerate their climate action and who they should work with to deliver it.

This report builds on those recommendations and encourages every city to include people – especially vulnerable populations – in the development and execution of their climate action.

### To measure and manage their climate impact, cities should:



Set [science-based climate targets](#), which include an interim target and a long-term target, and develop a climate action plan to support the implementation of these targets.



Undertake a climate risk and vulnerability assessment (CRVA) to identify climate risks and create an adaptation plan to manage them.

### To deliver climate action that is effective and inclusive, cities should:



Identify who to work with, such as national government and the private sector, to drive support and investment.



Put people at the heart of climate action.

### By putting people, especially vulnerable groups, at the heart of decisions on climate action – from assessment to implementation – lives will be improved, more co-benefits unlocked and better decisions for the future growth and equity of cities made. For example, cities can:



- ▶ Undertake a CRVA that considers vulnerable populations;
- ▶ Have an adaptation goal or target that addresses key issues such as energy poverty, water and food, and air quality;
- ▶ Use their emissions inventory to better understand where, and to whom, emissions reduction measures should be directed towards;
- ▶ Consult civil society in climate action planning and develop plans with a collaborative approach;
- ▶ Understand local experiences and needs by actively bringing people into decision-making processes through engagement and education; and
- ▶ Use their formal and soft powers to advocate for equitable and inclusive climate action to meet the needs of people.

**Report authors and editors:**

Amy Bills, Beth Mackay, Chang Deng-Beck, George Bush, Maia Kutner, Rachel Carless, Simeran Bachra

**The CDP Cities, States and Regions team:**

Achilleas Vryniotis, Amy Bills, Arminel Lovell, Beth Mackay, Chang Deng-Beck, Chiara Poulteney, Chris Dixon O'Mara, Karishma Kashyap, Laura Gordon, Laura Parry, Maia Kutner, Nienke Meinsma, Rachel Carless, Tim Hendry

**Asia and Oceania:**

Eriko Yamashita, Hanah Paik, Haryono Sirait, Jyoti Yadav, Sandy Morris, Taisuke Yasumuro

**Europe, Middle East and Africa:**

Afroditi Mathioudaki, Barbara Pilz, Emilie Becault, Étienne Métais, Helena Fazeli, Lea Busch, Lucy Latham, Marta Vescovi, Ravina Singh

**Latin America:**

Andreia Banhe, Guilherme Ponce, Hannah Corina Lemos Correia e Silva, Maria Clara Nascimento, Paola Bernal

**North America:**

Alexandra Hill, Eda Kosma, Enzo Repetto, Idan Sasson, Juliana Tedeschi, Katie Walsh, Katherine Camp, Lila Asher, Matina Granieri, Naina Chawla, Richard Freund

**Communications, Design and**

**Media:** Dan Hanson, Emily Peddle, George Bush, Henry Fogarty, Jennifer Robinson, Sarah Leatherbarrow, Thomas Winward

**A special thank you to former members of the CDP Cities, States and Regions team:**

Emily Dahl, Gayaneh Shahbazian, Justyn Huckleberry, Kyra Appleby, Laurie Kerr, Maggie Sun, Michael Mullaley, Roger Choi, Sandra Swanson

**Climate Equity Consultant**

Simeran Bachra at Anthesis

**For more information about annual disclosure, please visit the [Cities page](#) on our website. If you have any questions, visit the [CDP Help Center Home - CDP Help Center](#)**

**For media enquiries, contact [media@cdp.net](mailto:media@cdp.net)**



**The data for this report was collected in partnership by CDP and ICLEI – Local Governments for Sustainability.**

**With thanks to:**

Maryke van Staden, Alyssa Chenault, Einav Grinberg

**CDP Worldwide**

4th Floor  
60 Great Tower Street  
London EC3R 5AD  
Tel: +44 (0) 20 3818 3900  
[climate@cdp.net](mailto:climate@cdp.net)  
[www.cdp.net](http://www.cdp.net)